

60 meter Ben V , Time :10:06**Heat : 1**

Rank	ID	Name	Team	Area YOB	Result	Info
1	617	KARNISAUSKA LORETTA	FLAC	W 12	10.57	
2	281	SMEKENS LINDE	AVZK	A 12	10.64	
3	215	MARIÏN NINA	DUFF	A 11	10.78	
4	811	VILESCU MARIA ANTONIA	LYRA	A 12	11.05	
5	1364	FEYAERTS JACKIE	DUFF	A 12	11.15	
6	1919	DAMS FEMKE	LYRA	A 11	11.18	
7	458	TOPS SAAR	ACHL	A 11	11.50	

Heat : 2


Rank	ID	Name	Team	Area YOB	Result	Info
1	246	WUYTS LAUREN	DUFF	A 11	9.85	
2	135	CLAES ONAH	AVZK	A 11	10.49	
3	280	VAN DER SANDEN EMMA	AVZK	A 11	10.76	
4	1501	REYBROUCK JOLIEN	DUFF	A 11	11.20	
5	819	SCHULKENS ANNA	LYRA	A 11	11.28	
6	9821	VAN DEN BOS QUAHNEAH	NED	11	11.55	
7	572	DIDDENS EMILIA	DUFF	A 11	11.60	
8	509	GEERTS EMME	ACHL	A 11	13.27	

60 meter Ben Men , Time :10:10**Heat : 1**

Rank	ID	Name	Team	Area YOB	Result	Info
1	8130	SYMENS VICTOR	LYRA	A 11	10.57	
2	7580	TOPS TIES	ACHL	A 11	11.16	
3	8063	VAN HERCK THOMAS	LYRA	A 12	11.19	
4	8898	BEKAERT SEPPE	LIER	A 11	11.26	
5	8742	MARIEN SEPPE	LYRA	A 12	11.50	
6	7309	VAN BOSCH MAXIME	DUFF	A 11	12.31	

Heat : 2

Rank	ID	Name	Team	Area YOB	Result	Info
1	8603	DIOP OUSSYENOU	RAM	A 11	9.96	
2	8461	MYLEMANS TIM	LYRA	A 11	10.12	
3	9211	VAN GAVER THIBO	DUFF	A 11	10.27	
4	7177	CLAES VIC	AVZK	A 11	10.71	
5	7226	FEREMANS ANDREAS	DUFF	A 11	11.28	




	8127	GRILLET LUCAS	LYRA	A 11	DNS
	7658	VAN BOUWEL VINCE	ACHL	A 12	DNS

verspringen G-Team Men , Time :18:48**Flight : 1**

Rank	ID	Name	Team	Area YOB	Result	Wind (m/s)	Info
1	1793	VERRET JONI - 21	LYRA	A 98	4.25m	0.0	
2	4868	CASTEELS BART - 21	LYRA	A 82	3.92m	0.0	
3	1922	TIMMERMAN JAKOB - 21	LYRA	A 91	3.28m	0.0	
4	290	DE KEERSMAECKER JEROEN -	LYRA	A 02	3.03m	0.0	
5	9805	DAELEMANS ELIAS	LYRA	05	2.65m	0.0	
6	1921	HOFMAN JEROEN	LYRA	A 97	2.64m	0.0	
7	5070	VERHEYDEN GEERT - 21	LYRA	A 68	2.57m	0.0	
8	1790	VAN DEN BULCK BERT - 21	LYRA	A 92	2.57m	0.0	
	1923	VERBRUGGEN HANNES - 21	LYRA	A 00	NR	0.0	
	5455	WYNANTS BART	LYRA	A 59	NR	0.0	
	1792	VERRET JENS - 21	LYRA	A 96	NR	0.0	
	265	VAN VELTHOVEN CONNOR - 2	LYRA	A 01	NR	0.0	

kogelstoten 2,000kg Pup Men , Time :18:4**Flight : 1**

Rank	ID	Name	Team	Area YOB	Result	Info
1	142	CLAES STIG	ACHL	A 10	8.79m	
2	11	PEETERS JONAS	ACHL	A 09	8.01m	
3	127	BASTIAENS RIK	RAM	A 09	8.00m	
4	1324	BECKERS WOLF	RAM	A 10	6.89m	
5	289	FEREMANS WANNES	DUFF	A 09	6.71m	
6	778	DIDDENS LANDER	DUFF	A 09	6.38m	
7	508	D'HELFT NOAH	AVZK	A 10	6.31m	
8	291	HERTOGHS SENNE	DUFF	A 10	6.30m	
9	1123	MONSIEURS WOUT	LYRA	A 10	6.09m	
10	752	MIN JENS	LIER	A 09	6.00m	
11	49	VERHEYDEN RÈVE	RAM	A 10	5.96m	
12	409	VANHAUWERE LANDER	DUFF	A 09	5.57m	
13	429	VAN UYTVEN WANNES	VMOL	A 10	5.11m	
14	966	HENDERICKX DRIES	AVZK	A 10	4.79m	
15	445	VANDERGHINSTE GIEL	AVZK	A 10	4.26m	
16	1100	VILESCU ALEXANDRU	LYRA	A 09	4.02m	
	917	CHRISTIANEN GUS	ACHL	A 10	NR	




	220	VERELST LEON	AVZK	A 09	NR
	10	JANSSENS JESSE	ACHL	A 10	NR
	141	VAN BOUWEL LARS	ACHL	A 10	NR

verspringen Pup V , Time :18:49**Flight : 1**

Rank	ID	Name	Team	Area YOB	Result	Info
1	3488	KARNISAUSKA MARI KARLA	OB	W 10	4.17m	
2	4230	EELLEN JULIA	LYRA	A 09	3.81m	
3	3466	PLETINCK ELISE	DUFF	A 09	3.75m	
4	3504	VAN PUYENBROECK JENTHE	DUFF	A 09	3.47m	
5	3929	ROTTIERS KATO	DUFF	A 09	3.40m	
6	3386	CARLIER MAÏL	DUFF	A 10	3.32m	
6	3472	STERCK AYLEEN	DUFF	A 09	3.32m	
8	4301	SYMENS LOUISE	LYRA	A 09	3.31m	
9	9820	VAN DEN BOS CHEYENNE	NED	09	3.28m	
10	4388	BIESEMANS BEAU	DUFF	A 10	3.24m	
11	4235	BUYS MARE	LYRA	A 10	3.19m	
12	3210	LEMBRECHTS CHARLOTTE	ACHL	A 10	3.08m	
13	3287	LAEVEREN PAULINE	AVZK	A 10	3.05m	
14	4224	MARIEN ANNE-LAURA	LYRA	A 10	2.83m	
15	4229	DE POOTER LENA	LYRA	A 10	2.69m	
16	3535	HUYBRECHTS SARA	AVZK	A 10	2.55m	

softbalwerpen G-Team V , Time :18:49**Flight : 1**

Rank	ID	Name	Team	Area YOB	Result	Info
1	2880	HERREMANS JADZIA - 21	LYRA	A 03	26.36m	
2	2912	VERMEULEN ELISE - 21	LYRA	A 04	23.03m	
3	1494	KNIGHT JANNE - 21	LYRA	A 98	13.68m	
4	294	CEULEMANS ELIESE - 21	LYRA	A 02	13.40m	
5	1495	LOOS ENA - 21	LYRA	A 95	9.94m	
6	1497	NUYTEN TANJA - 21	LYRA	A 91	9.78m	
7	1491	DIGNEFFE INE - 21	LYRA	A 99	7.12m	
8	1650	GYSELAERS NELE - 21	LYRA	A 86	6.59m	
9	1415	CHAUVAUX JOKE - 21	LYRA	A 94	4.82m	
	3565	DE CNODDER LIZZY	LYRA	A 54	NR	
	3566	EECKELS TINNE	LYRA	A 80	NR	



balwerpen Kangoeroes Men , Time :18:55**Flight : 1**

Rank	ID	Name	Team	Area YOB	Result	Info
1	9856	VERRELST LUCAS	LIER	14	6.00m	
2	9809	LEMBRECHTS MATHIEU	ACHL	13	5.00m	
2	9807	SYMENS EMILE	LYRA	13	5.00m	
4	9855	CEULEMANS VICTOR	LYRA	13	4.00m	
4	9801	VAN HERCK ELIAS	LYRA	15	4.00m	
6	9831	KARNISAUSKIS ROBIN	NA	15	3.00m	
6	9817	DE WEERDT BENT	DUFF	13	3.00m	
6	9816	BREUGELMANS VICTOR	LYRA	14	3.00m	
6	9900	REYBROUCK CLIFF	DUFF	13	3.00m	
10	9825	NUYTS LANDER	DUFF	13	2.00m	

balwerpen Kangoeroes V , Time :18:55**Flight : 1**


Rank	ID	Name	Team	Area YOB	Result	Info
1	9810	FINOTTO LAURA	DUFF	13	12.00m	
2	9857	VOLDERS ELLA	DUFF	13	7.00m	
3	9846	FEYAERTS DORIS	DUFF	14	6.00m	
4	9800	VAN HERCK ELISE	LYRA	13	3.00m	
4	9806	WINKELMANS MANOU	LYRA	13	3.00m	
	9852	VAN BAEEL LIENE	LYRA	14	NR	

80 meter**Min V , Time :10:39****Heat : 1**

Rank	ID	Name	Team	Area YOB	Result	Info
1	7364	VAN BAELEN MALIEN	ACHL	A 08	11.69	
2	6784	LAMBRECHTS LISE	AVZK	A 07	12.32	
3	6753	DE VOS LYNDE	ACHL	A 08	12.64	
4	7953	PEETERS TESS	ACHL	A 08	12.90	
5	7310	HENNEBEL JANNE	DUFF	A 08	13.45	
	7809	CHRISTIANEN FINN	ACHL	A 07	DNS	
	6779	DE VALCK ANKE	AVZK	A 08	DNS	

Heat : 2

Rank	ID	Name	Team	Area YOB	Result	Info
1	7723	LEMMENS ROWEN - 81	AVKA	A 07	12.00	



2	7342	VAN MELKEBEEK MIRA	DUFF	A 07	12.29
3	6721	LEMBRECHTS JULIE	ACHL	A 08	12.36
4	7512	WILLEPENINCKX AMBER	VMOL	A 07	12.42
5	6981	HUYBRECHTS ANNA	AVZK	A 07	12.91
6	7222	GERETS ODE	LIER	A 08	14.78
	7366	NUYTS YONI	ACHL	A 08	DNS

Heat : 3

Rank	ID	Name	Team	Area YOB	Result	Info
1	7623	HANNES FIEN	ACHL	A 08	11.76	
2	6996	DE PAEPE EMMA	GENK	L 07	12.03	
3	7205	DE GUSSEM JUTTA	DUFF	A 07	12.04	
4	7160	VAN OSSELAER MARIE	DUFF	A 08	12.43	
5	6972	BAETEN JUTHA	VMOL	A 07	12.73	
6	7090	SWINNEN LIEN	AVT	L 08	12.88	
7	9811	WESTERVEEN NIEKE	NED	08	13.07	

Heat : 4


Rank	ID	Name	Team	Area YOB	Result	Info
1	7940	HERMANS FLEUR	LYRA	A 07	10.88	
2	7911	HUTSEBAUT HASSE	LYRA	A 08	11.39	
3	8091	PRIJCK CAROLINE	BVAC	A 07	11.55	
4	7309	HENNEBEL FLOOR	DUFF	A 07	12.21	
5	7196	BERNAERTS LOTTE	DUFF	A 07	12.22	
6	7483	MARIEN TESS	LYRA	A 07	12.69	
7	6785	VERHELST LISE	RAM	A 08	12.71	

80 meter**Min Men , Time :10:56****Heat : 1**

Rank	ID	Name	Team	Area YOB	Result	Info
1	4173	VAN BOSCH ADRIAN	DUFF	A 08	12.04	
2	4462	PERDAEN ARNAUD	DUFF	A 08	12.15	
3	5357	VAN DYCK LENNERT	LYRA	A 08	12.53	
4	4032	SLEECKX DANIEL	AVZK	A 08	13.04	
5	4033	SLEECKX GODWIN	AVZK	A 07	13.05	
6	4807	KONINKX THOR	LYRA	A 08	13.20	

Heat : 2

Rank	ID	Name	Team	Area YOB	Result	Info
------	----	------	------	----------	--------	------



1	5113	SUBOTIN ZLATKO	LYRA	A 07	11.06
2	4004	BOS SIEBE	ACHL	A 08	11.68
3	4811	BERGHMANS LANDER	LYRA	A 08	11.73
4	5063	MYLEMANS JO	LYRA	A 07	11.96
5	3972	DE VOS WARD	ACHL	A 08	12.26
6	4527	WOUTERS JONAS	LIER	A 07	12.90
7	4909	DE BAL LARS	ACHL	A 07	13.07

100 meter G-Team V , Time :10:56**Heat : 1 Wind = 0.0**


Rank	ID	Name	Team	Area YOB	Result	Info
1	1491	DIGNEFFE INE - 21	LYRA	A 99	21.58	
2	1650	GYSELAERS NELE - 21	LYRA	A 86	24.17	
3	1497	NUYTEN TANJA - 21	LYRA	A 91	25.44	
4	1415	CHAUVAUX JOKE - 21	LYRA	A 94	31.06	
	9999	BOIDART GINETTE: BEGEL.	LYRA		DNS	
	3565	DE CNODDER LIZZY	LYRA	A 54	DNS	

Heat : 2 Wind = 0.0

Rank	ID	Name	Team	Area YOB	Result	Info
1	2880	HERREMANS JADZIA - 21	LYRA	A 03	15.28	
2	2912	VERMEULEN ELISE - 21	LYRA	A 04	15.72	
3	294	CEULEMANS ELIESE - 21	LYRA	A 02	16.65	
4	1494	KNIGHT JANNE - 21	LYRA	A 98	19.33	
5	1495	LOOS ENA - 21	LYRA	A 95	21.48	
	3566	ECKELS TINNE	LYRA	A 80	DNS	

100 meter G-Team Men , Time :11:03**Heat : 1 Wind = 0.0**

Rank	ID	Name	Team	Area YOB	Result	Info
1	1921	HOFMAN JEROEN	LYRA	A 97	15.77	
2	1922	TIMMERMAN JAKOB - 21	LYRA	A 91	15.87	
3	1792	VERRET JENS - 21	LYRA	A 96	15.91	
4	5070	VERHEYDEN GEERT - 21	LYRA	A 68	17.49	
5	1790	VAN DEN BULCK BERT - 21	LYRA	A 92	19.59	
	5455	WYNANTS BART	LYRA	A 59	DNS	



Heat : 2 Wind = -1.4

Rank	ID	Name	Team	Area YOB	Result	Info
1	1793	VERRET JONI - 21	LYRA	A 98	13.67	
2	4868	CASTEELS BART - 21	LYRA	A 82	14.33	
3	290	DE KEERSMAECKER JEROEN - LYRA	LYRA	A 02	14.68	
4	9805	DAELEMANS ELIAS	LYRA	05	18.48	
	265	VAN VELTHOVEN CONNOR - 2 LYRA	LYRA	A 01	DNS	
	1923	VERBRUGGEN HANNES - 21	LYRA	A 00	DNS	

60 meter Pup V , Time :11:19**Heat : 1**

Rank	ID	Name	Team	Area YOB	Result	Info
1	3929	ROTTIERS KATO	DUFF	A 09	9.63	
2	3287	LAEVEREN PAULINE	AVZK	A 10	10.20	
3	4224	MARIEN ANNE-LAURA	LYRA	A 10	10.21	
4	3210	LEMBRECHTS CHARLOTTE	ACHL	A 10	10.48	
5	4229	DE POOTER LENA	LYRA	A 10	10.82	

Heat : 2


Rank	ID	Name	Team	Area YOB	Result	Info
1	3488	KARNISAUSKA MARI KARLA	OB	W 10	9.66	
2	9820	VAN DEN BOS CHEYENNE	NED	09	10.02	
3	3386	CARLIER MAÏL	DUFF	A 10	10.04	
4	4301	SYMENS LOUISE	LYRA	A 09	10.41	
5	3535	HUYBRECHTS SARA	AVZK	A 10	11.11	

Heat : 3

Rank	ID	Name	Team	Area YOB	Result	Info
1	3466	PLETINCK ELISE	DUFF	A 09	9.44	
2	3504	VAN PUYENBROECK JENTHE	DUFF	A 09	9.48	
3	4230	EELLEN JULIA	LYRA	A 09	9.60	
4	4235	BUYS MARE	LYRA	A 10	9.93	
5	3472	STERCK AYLEEN	DUFF	A 09	9.99	
6	4388	BISEMANS BEAU	DUFF	A 10	10.11	

60 meter Pup Men , Time :11:29**Heat : 1**

Rank	ID	Name	Team	Area YOB	Result	Info
------	----	------	------	----------	--------	------



1	127	BASTIAENS RIK	RAM	A 09	9.29
2	429	VAN UYTVEN WANNES	VMOL	A 10	9.45
3	508	D'HELFT NOAH	AVZK	A 10	9.64
4	445	VANDERGHINSTE GIEL	AVZK	A 10	9.86
5	778	DIDDENS LANDER	DUFF	A 09	10.31
	917	CHRISTIANEN GUS	ACHL	A 10	DNS

Heat : 2

Rank	ID	Name	Team	Area YOB	Result	Info
1	220	VERELST LEON	AVZK	A 09	9.23	
2	49	VERHEYDEN RÈVE	RAM	A 10	9.32	
3	289	FEREMANS WANNES	DUFF	A 09	9.77	
4	1123	MONSIEURS WOUT	LYRA	A 10	9.78	
5	409	VANHAUWERE LANDER	DUFF	A 09	10.05	
	1100	VILESCU ALEXANDRU	LYRA	A 09	DNS	
	10	JANSSENS JESSE	ACHL	A 10	DNS	

Heat : 3


Rank	ID	Name	Team	Area YOB	Result	Info
1	142	CLAES STIG	ACHL	A 10	9.06	
2	752	MIN JENS	LIER	A 09	9.10	
3	291	HERTOGHS SENNE	DUFF	A 10	9.52	
4	1324	BECKERS WOLF	RAM	A 10	9.70	
5	11	PEETERS JONAS	ACHL	A 09	9.87	
6	966	HENDERICKX DRIES	AVZK	A 10	10.27	
	141	VAN BOUWEL LARS	ACHL	A 10	DNS	

60 meter G-Kids Men , Time :11:32**Heat : 1**

Rank	ID	Name	Team	Area YOB	Result	Info
1	5139	SOMERS JARO - 81	LYRA	A 07	10.90	
2	4945	GOYVAERTS JASPER - 81	LYRA	A 07	13.43	
3	4805	CEULEMANS JARNE - 81	LYRA	A 08	13.43	

verspringen Ben V , Time :18:50**Flight : 1**


Rank	ID	Name	Team	Area YOB	Result	Info
1	246	WUYTS LAUREN	DUFF	A 11	3.30m	



2	135	CLAES ONAH	AVZK	A 11	3.19m
3	617	KARNISAUSKA LORETTA	FLAC	W 12	3.12m
4	1919	DAMS FEMKE	LYRA	A 11	2.94m
5	811	VILESCU MARIA ANTONIA	LYRA	A 12	2.90m
6	281	SMEKENS LINDE	AVZK	A 12	2.81m
7	1364	FEYAERTS JACKIE	DUFF	A 12	2.75m
8	819	SHELKENS ANNA	LYRA	A 11	2.75m
9	280	VAN DER SANDEN EMMA	AVZK	A 11	2.75m
10	458	TOPS SAAR	ACHL	A 11	2.72m
11	215	MARIÏN NINA	DUFF	A 11	2.72m
12	572	DIDDENS EMILIA	DUFF	A 11	2.55m
13	9821	VAN DEN BOS QUAHNEAH	NED	11	2.44m
14	1501	REYBROUCK JOLIEN	DUFF	A 11	2.31m
15	509	GEERTS EMME	ACHL	A 11	2.10m

verspringen**Min V , Time :18:50****Flight : 1**

Rank	ID	Name	Team	Area YOB	Result	Info
1	7940	HERMANS FLEUR	LYRA	A 07	4.77m	
2	7911	HUTSEBAUT HASSE	LYRA	A 08	4.29m	
3	7512	WILLEPENINCKX AMBER	VMOL	A 07	4.28m	
4	7623	HANNES FIEN	ACHL	A 08	4.27m	
5	6721	LEMBRECHTS JULIE	ACHL	A 08	4.01m	
6	7364	VAN BAELEN MALIEN	ACHL	A 08	3.96m	
7	8091	PRIJCK CAROLINE	BVAC	A 07	3.93m	
8	7309	HENNEBEL FLOOR	DUFF	A 07	3.92m	
9	6784	LAMBRECHTS LISE	AVZK	A 07	3.89m	
10	9811	WESTERVEEN NIEKE	NED	08	3.77m	
11	7483	MARIEN TESS	LYRA	A 07	3.75m	
12	6785	VERHELST LISE	RAM	A 08	3.73m	
13	7723	LEMMENS ROWEN - 81	AVKA	A 07	3.69m	
14	7342	VAN MELKEBEEK MIRA	DUFF	A 07	3.68m	
15	6753	DE VOS LYNDE	ACHL	A 08	3.59m	
16	7090	SWINNEN LIEN	AVT	L 08	3.56m	
17	7953	PEETERS TESS	ACHL	A 08	3.55m	
18	6981	HUYBRECHTS ANNA	AVZK	A 07	3.50m	
19	7196	BERNAERTS LOTTE	DUFF	A 07	3.50m	
20	7160	VAN OSSELAER MARIE	DUFF	A 08	3.50m	
21	7205	DE GUSSEM JUTTA	DUFF	A 07	3.45m	
22	6972	BAETEN JUTHA	VMOL	A 07	3.31m	
23	7310	HENNEBEL JANNE	DUFF	A 08	3.04m	




24	7222	GERETS ODE	LIER	A 08	2.52m
	7809	CHRISTIANEN FINN	ACHL	A 07	NR
	6779	DE VALCK ANKE	AVZK	A 08	NR
	6996	DE PAEPE EMMA	GENK	L 07	NR
	7366	NUYTS YONI	ACHL	A 08	NR

hockeywerpen Ben Men , Time :18:51**Flight : 1**

Rank	ID	Name	Team	Area YOB	Result	Info
1	9211	VAN GAVER THIBO	DUFF	A 11	22.64m	
2	7177	CLAES VIC	AVZK	A 11	22.53m	
3	8461	MYLEMANS TIM	LYRA	A 11	21.32m	
4	8898	BEKAERT SEPPE	LIER	A 11	20.58m	
5	8130	SYMENS VICTOR	LYRA	A 11	20.07m	
6	7226	FEREMANS ANDREAS	DUFF	A 11	18.46m	
7	7580	TOPS TIES	ACHL	A 11	17.54m	
8	8063	VAN HERCK THOMAS	LYRA	A 12	17.10m	
9	8742	MARIEN SEPPE	LYRA	A 12	16.59m	
10	7309	VAN BOSCH MAXIME	DUFF	A 11	15.03m	
11	8603	DIOP OUSSYENOU	RAM	A 11	13.71m	
	7658	VAN BOUWEL VINCE	ACHL	A 12	NR	
	8127	GRILLET LUCAS	LYRA	A 11	NR	

kogelstoten 3,000kg Min Men , Time :18:5**Flight : 1**

Rank	ID	Name	Team	Area YOB	Result	Info
1	4909	DE BAL LARS	ACHL	A 07	9.47m	
2	5063	MYLEMANS JO	LYRA	A 07	8.71m	
3	4004	BOS SIEBE	ACHL	A 08	8.24m	
4	5113	SUBOTIN ZLATKO	LYRA	A 07	7.56m	
5	4811	BERGHMANS LANDER	LYRA	A 08	7.21m	
6	3972	DE VOS WARD	ACHL	A 08	7.19m	
7	4033	SLEECKX GODWIN	AVZK	A 07	7.04m	
8	4032	SLEECKX DANIÏL	AVZK	A 08	6.78m	
9	4807	KONINKX THOR	LYRA	A 08	6.60m	
10	4173	VAN BOSCH ADRIAN	DUFF	A 08	6.07m	
11	4462	PERDAEN ARNAUD	DUFF	A 08	5.84m	
12	5357	VAN DYCK LENNERT	LYRA	A 08	5.72m	
13	4527	WOUTERS JONAS	LIER	A 07	5.39m	



50 meter Kangoeroes V , Time :11:39**Heat : 1**

Rank	ID	Name	Team	Area YOB	Result	Info
1	9810	FINOTTO LAURA	DUFF	13	9.85	
2	9857	VOLDERS ELLA	DUFF	13	10.21	
3	9806	WINKELMANS MANOU	LYRA	13	10.30	
4	9846	FEYAERTS DORIS	DUFF	14	11.24	
5	9800	VAN HERCK ELISE	LYRA	13	11.64	
	9852	VAN BAEL LIENE	LYRA	14	DNS	

50 meter Kangoeroes Men , Time :11:39**Heat : 1**


Rank	ID	Name	Team	Area YOB	Result	Info
1	9809	LEMBRECHTS MATHIEU	ACHL	13	9.92	
2	9801	VAN HERCK ELIAS	LYRA	15	10.42	
3	9816	BREUGELMANS VICTOR	LYRA	14	10.59	
4	9900	REYBROUCK CLIFF	DUFF	13	11.14	
5	9807	SYMENS EMILE	LYRA	13	12.17	

Heat : 2

Rank	ID	Name	Team	Area YOB	Result	Info
1	9855	CEULEMANS VICTOR	LYRA	13	9.42	
2	9817	DE WEERDT BENT	DUFF	13	9.56	
3	9856	VERRELST LUCAS	LIER	14	10.05	
4	9825	NUYTS LANDER	DUFF	13	10.76	
5	9831	KARNISAUSKIS ROBIN	NA	15	10.77	

1000 meter Pup V , Time :12:14**Heat : 1**

Rank	ID	Name	Team	Area YOB	Result	Info
1	3466	PLETINCK ELISE	DUFF	A 09	3:29.72	
2	3472	STERCK AYLEEN	DUFF	A 09	3:31.46	
3	3386	CARLIER MAÏL	DUFF	A 10	3:36.84	
4	3210	LEMBRECHTS CHARLOTTE	ACHL	A 10	3:48.42	
5	3929	ROTTIERS KATO	DUFF	A 09	3:50.03	
6	3488	KARNISAUSKA MARI KARLA	OB	W 10	3:50.41	
7	4388	BIESEMANS BEAU	DUFF	A 10	3:51.32	




8	4235	BUYS MARE	LYRA	A 10	3:56.45
9	9820	VAN DEN BOS CHEYENNE	NED	09	4:01.21
10	3287	LAEVEREN PAULINE	AVZK	A 10	4:10.97
11	3535	HUYBRECHTS SARA	AVZK	A 10	4:21.10
12	4230	EELLEN JULIA	LYRA	A 09	4:21.21
13	4224	MARIEN ANNE-LAURA	LYRA	A 10	4:24.12
14	4229	DE POOTER LENA	LYRA	A 10	4:36.92
15	4301	SYMENS LOUISE	LYRA	A 09	4:39.49
	3504	VAN PUYENBROECK JENTHE	DUFF	A 09	DNF

1000 meter Pup Men , Time :12:33**Heat : 1**

Rank	ID	Name	Team	Area YOB	Result	Info
1	429	VAN UYTVEN WANNES	VMOL	A 10	3:22.13	
2	778	DIDDENS LANDER	DUFF	A 09	3:34.14	
3	11	PEETERS JONAS	ACHL	A 09	3:43.31	
4	508	D'HELFT NOAH	AVZK	A 10	4:11.82	
5	445	VANDERGHINSTE GIEL	AVZK	A 10	4:13.29	
6	289	FEREMANS WANNES	DUFF	A 09	4:19.09	
	1100	VILESCU ALEXANDRU	LYRA	A 09	DNS	
	10	JANSSENS JESSE	ACHL	A 10	DNS	
	141	VAN BOUWEL LARS	ACHL	A 10	DNS	
	220	VERELST LEON	AVZK	A 09	DNS	

Heat : 2

Rank	ID	Name	Team	Area YOB	Result	Info
1	291	HERTOGHS SENNE	DUFF	A 10	3:12.95	
2	142	CLAES STIG	ACHL	A 10	3:14.86	
3	752	MIN JENS	LIER	A 09	3:22.47	
4	917	CHRISTIANEN GUS	ACHL	A 10	3:34.30	
5	1123	MONSIEURS WOUT	LYRA	A 10	3:35.67	
6	409	VANHOUWERE LANDER	DUFF	A 09	3:42.66	
7	127	BASTIAENS RIK	RAM	A 09	3:57.63	
8	1324	BECKERS WOLF	RAM	A 10	3:58.25	
9	966	HENDERICKX DRIES	AVZK	A 10	4:58.74	
	49	VERHEYDEN RÈVE	RAM	A 10	DNS	

softbalwerpen G-Kids Men , Time :18:51

Flight : 1


Rank	ID	Name	Team	Area YOB	Result	Info
1	5139	SOMERS JARO - 81	LYRA	A 07	15.94m	
2	4805	CEULEMANS JARNE - 81	LYRA	A 08	12.55m	
3	4945	GOYVAERTS JASPER - 81	LYRA	A 07	11.57m	

verspringen G-Team V , Time :18:52**Flight : 1**

Rank	ID	Name	Team	Area YOB	Result	Wind (m/s)	Info
1	2880	HERREMANS JADZIA - 21	LYRA	A 03	3.37m	0.0	
2	294	CEULEMANS ELIESE - 21	LYRA	A 02	2.74m	0.0	
3	1494	KNIGHT JANNE - 21	LYRA	A 98	2.32m	0.0	
4	2912	VERMEULEN ELISE - 21	LYRA	A 04	2.19m	0.0	
5	1495	LOOS ENA - 21	LYRA	A 95	1.60m	0.0	
6	1650	GYSELAERS NELE - 21	LYRA	A 86	1.49m	0.0	
7	1491	DIGNEFFE INE - 21	LYRA	A 99	1.40m	0.0	
8	1415	CHAUVAUX JOKE - 21	LYRA	A 94	1.24m	0.0	
	3565	DE CNODDER LIZZY	LYRA	A 54	NR	0.0	
	3566	EECKELS TINNE	LYRA	A 80	NR	0.0	
	1497	NUYTEN TANJA - 21	LYRA	A 91	NR	0.0	

kogelstoten G-Team Men , Time :18:52**Flight : 1**

Rank	ID	Name	Team	Area YOB	Result	Info
1	265	VAN VELTHOVEN CONNOR - 2	LYRA	A 01	9.14m	6 KG
2	4868	CASTEELS BART - 21	LYRA	A 82	6.65m	7 KG
3	1793	VERRET JONI - 21	LYRA	A 98	5.79m	7 KG
4	1792	VERRET JENS - 21	LYRA	A 96	4.89m	7 KG
5	1922	TIMMERMAN JAKOB - 21	LYRA	A 91	4.88m	7 KG
6	1921	HOFMAN JEROEN	LYRA	A 97	4.09m	7 KG
7	9805	DAELEMANS ELIAS	LYRA	05	4.04m	4 KG
8	1790	VAN DEN BULCK BERT - 21	LYRA	A 92	4.00m	7 KG
9	5070	VERHEYDEN GEERT - 21	LYRA	A 68	3.70m	6 KG
	5455	WYNANTS BART	LYRA	A 59	NR	
	1923	VERBRUGGEN HANNES - 21	LYRA	A 00	NR	
	290	DE KEERSMAECKER JEROEN -	LYRA	A 02	NR	

verspringen Kangoeroes Men , Time :18:54

Flight : 1


Rank	ID	Name	Team	Area YOB	Result	Info
1	9807	SYMENS EMILE	LYRA	13	<<<<<	
2	9809	LEMBRECHTS MATHIEU	ACHL	13	9.00m	
2	9855	CEULEMANS VICTOR	LYRA	13	9.00m	
2	9900	REYBROUCK CLIFF	DUFF	13	9.00m	
5	9856	VERRELST LUCAS	LIER	14	7.00m	
6	9825	NUYTS LANDER	DUFF	13	6.00m	
6	9801	VAN HERCK ELIAS	LYRA	15	6.00m	
8	9817	DE WEERDT BENT	DUFF	13	5.00m	
8	9816	BREUGELMANS VICTOR	LYRA	14	5.00m	
	9831	KARNISAUSKIS ROBIN	NA	15	NR	

verspringen Kangoeroes V , Time :18:44**Flight : 1**

Rank	ID	Name	Team	Area YOB	Result	Info
1	9810	FINOTTO LAURA	DUFF	13	<<<<<	
2	9857	VOLDERS ELLA	DUFF	13	9.00m	
3	9800	VAN HERCK ELISE	LYRA	13	7.00m	
4	9806	WINKELMANS MANOU	LYRA	13	6.00m	
4	9846	FEYAERTS DORIS	DUFF	14	6.00m	
	9852	VAN BAEEL LIENE	LYRA	14	NR	

600 meter**Ben V , Time :12:39****Heat : 1**

Rank	ID	Name	Team	Area YOB	Result	Info
1	246	WUYTS LAUREN	DUFF	A 11	1:59.93	
2	617	KARNISAUSKA LORETTA	FLAC	W 12	2:14.15	
3	215	MARIÍN NINA	DUFF	A 11	2:17.23	
4	280	VAN DER SANDEN EMMA	AVZK	A 11	2:18.98	
5	135	CLAES ONAH	AVZK	A 11	2:21.14	
6	1501	REYBROUCK JOLIEN	DUFF	A 11	2:25.88	
7	1364	FEYAERTS JACKIE	DUFF	A 12	2:28.13	
8	1919	DAMS FEMKE	LYRA	A 11	2:32.35	
9	572	DIDDENS EMILIA	DUFF	A 11	2:36.07	
10	281	SMEKENS LINDE	AVZK	A 12	2:36.27	
11	811	VILESCU MARIA ANTONIA	LYRA	A 12	2:38.19	
12	458	TOPS SAAR	ACHL	A 11	2:39.00	
13	819	SHELKENS ANNA	LYRA	A 11	2:43.77	



14	509	GEERTS EMME	ACHL	A 11	2:54.46
15	9821	VAN DEN BOS QUAHNEAH	NED	11	3:09.64

600 meter Ben Men , Time :12:43**Heat : 1**


Rank	ID	Name	Team	Area YOB	Result	Info
1	8461	MYLEMANS TIM	LYRA	A 11	2:05.97	
2	7177	CLAES VIC	AVZK	A 11	2:08.95	
3	8603	DIOP OUSSYENOU	RAM	A 11	2:12.69	
4	8898	BEKAERT SEPPE	LIER	A 11	2:12.70	
5	9211	VAN GAVER THIBO	DUFF	A 11	2:18.82	
6	7580	TOPS TIES	ACHL	A 11	2:21.34	
7	7226	FEREMANS ANDREAS	DUFF	A 11	2:22.54	
8	8742	MARIEN SEPPE	LYRA	A 12	2:25.04	
9	8063	VAN HERCK THOMAS	LYRA	A 12	2:26.15	
10	8130	SYMENS VICTOR	LYRA	A 11	2:28.77	
	7658	VAN BOUWEL VINCE	ACHL	A 12	DNS	
	8127	GRILLET LUCAS	LYRA	A 11	DNS	
	7309	VAN BOSCH MAXIME	DUFF	A 11	DNS	

300 meter Min V , Time :12:54**Heat : 1**

Rank	ID	Name	Team	Area YOB	Result	Info
1	6721	LEMBRECHTS JULIE	ACHL	A 08	49.80	
2	7160	VAN OSSELAER MARIE	DUFF	A 08	50.55	
3	6753	DE VOS LYNDE	ACHL	A 08	51.98	
4	6784	LAMBRECHTS LISE	AVZK	A 07	52.76	
	6779	DE VALCK ANKE	AVZK	A 08	DNS	

Heat : 2

Rank	ID	Name	Team	Area YOB	Result	Info
1	7366	NUYTS YONI	ACHL	A 08	48.98	
2	7364	VAN BAELEN MALIEN	ACHL	A 08	50.92	
3	7723	LEMMENS ROWEN - 81	AVKA	A 07	51.50	
4	7512	WILLEPENINCKX AMBER	VMOL	A 07	51.68	
5	6981	HUYBRECHTS ANNA	AVZK	A 07	52.27	
	7953	PEETERS TESS	ACHL	A 08	DNS	



Heat : 3

Rank	ID	Name	Team	Area YOB	Result	Info
1	6996	DE PAEPE EMMA	GENK	L 07	46.01	
2	7623	HANNES FIEN	ACHL	A 08	49.56	
3	7310	HENNEBEL JANNE	DUFF	A 08	56.20	
4	7090	SWINNEN LIEN	AVT	L 08	56.95	
5	7222	GERETS ODE	LIER	A 08	63.93	

Heat : 4

Rank	ID	Name	Team	Area YOB	Result	Info
1	8091	PRIJCK CAROLINE	BVAC	A 07	46.18	
2	7809	CHRISTIANEN FINN	ACHL	A 07	49.45	
3	7342	VAN MELKEBEEK MIRA	DUFF	A 07	50.08	
4	9811	WESTERVEEN NIEKE	NED	08	51.52	
5	7483	MARIEN TESS	LYRA	A 07	52.27	
6	6972	BAETEN JUTHA	VMOL	A 07	53.96	

Heat : 5


Rank	ID	Name	Team	Area YOB	Result	Info
1	7940	HERMANS FLEUR	LYRA	A 07	46.07	
2	7911	HUTSEBAUT HASSE	LYRA	A 08	47.20	
3	7205	DE GUSSEM JUTTA	DUFF	A 07	47.53	
4	7196	BERNAERTS LOTTE	DUFF	A 07	49.10	
5	7309	HENNEBEL FLOOR	DUFF	A 07	49.29	
6	6785	VERHELST LISE	RAM	A 08	50.45	

300 meter**Min Men , Time :12:56****Heat : 1**

Rank	ID	Name	Team	Area YOB	Result	Info
1	4173	VAN BOSCH ADRIAN	DUFF	A 08	47.82	
2	3972	DE VOS WARD	ACHL	A 08	48.35	
3	4033	SLEECKX GODWIN	AVZK	A 07	51.42	
4	4032	SLEECKX DANÍL	AVZK	A 08	52.83	

Heat : 2

Rank	ID	Name	Team	Area YOB	Result	Info
1	4462	PERDAEN ARNAUD	DUFF	A 08	51.42	
2	4527	WOUTERS JONAS	LIER	A 07	53.15	
3	4909	DE BAL LARS	ACHL	A 07	54.61	



4	4807	KONINKX THOR	LYRA	A 08	56.23
---	------	--------------	------	------	-------

Heat : 3

Rank	ID	Name	Team	Area YOB	Result	Info
1	5113	SUBOTIN ZLATKO	LYRA	A 07	47.12	
2	5063	MYLEMANS JO	LYRA	A 07	47.78	
3	4811	BERGHMANS LANDER	LYRA	A 08	48.60	
4	5357	VAN DYCK LENNERT	LYRA	A 08	49.03	
5	4004	BOS SIEBE	ACHL	A 08	49.91	

verspringen G-Kids Men , Time :18:43**Flight : 1**

Rank	ID	Name	Team	Area YOB	Result	Info
1	5139	SOMERS JARO - 81	LYRA	A 07	2.91m	
2	4945	GOYVAERTS JASPER - 81	LYRA	A 07	1.92m	
3	4805	CEULEMANS JARNE - 81	LYRA	A 08	1.80m	

100 meter Cad V , Time :14:11**Heat : 1 Wind = -0.7**


Rank	ID	Name	Team	Area YOB	Result	Info
1	474	JACOBIELEN LENNE	ACHL	A 06	14.03	
2	911	DANIĪLS ZITA	ACHL	A 06	14.26	
3	473	WALSCHAERS MARIEKE	ACHL	A 06	14.42	
4	439	VAN LOOY MILENA	LIER	A 05	14.66	

Heat : 2 Wind = -0.8

Rank	ID	Name	Team	Area YOB	Result	Info
1	842	HUTSEBAUT JUTTA	LYRA	A 05	12.93	
2	574	MIN LENA	LYRA	A 05	13.85	
3	936	VERMEIREN LINDE	LYRA	A 05	13.93	
	1018	BULA BULA MECHAK LINDA	VMOL	A 05	DNS	
	1017	BULA BULA CHADRAK BELIN	VMOL	A 05	DNS	

100 meter Sch V , Time :14:12**Heat : 1 Wind = 0.4**

Rank	ID	Name	Team	Area YOB	Result	Info
1	3222	WOUTERS MIRTHE	LYRA	A 03	13.57	



2	2879	DE HAES ELLE	LYRA	A 03	13.95
3	2943	PAUWELS HANNE	ACHL	A 04	13.96
4	2955	VAN HOVE LOENA	ACHL	A 04	14.01

100 meter Sen V , Time :14:14**Heat : 1 Wind = -0.5**

Rank	ID	Name	Team	Area YOB	Result	Info
1	237	OOST MORGAN	AVZK	A 02	13.81	
2	2744	DÈVIÈRE ELISABETH	AVZK	A 79	14.00	
3	3067	DE VEUSTER ILSE	AVZK	A 70	15.36	
4	9845	DE RYCK HANNE	LYRA	01	15.43	
5	3651	CRAUWELS ANJA	AVZK	A 73	16.27	

Heat : 2 Wind = 0.6


Rank	ID	Name	Team	Area YOB	Result	Info
1	9832	VAN DE WIEL ANNE	NED	97	12.05	
2	9827	VAN DE WIEL MYKE	NED	97	12.20	
3	30	VAN LENT LOTTE	AVZK	A 01	12.42	
4	9844	DE HAAN MELISSA	NED	97	13.04	
5	1454	TESSENS HELENA	LYRA	A 95	13.36	
	226	BECK LYNN	LYRA	A 01	DNS	

100 meter Cad/Sch Men , Time :14:3**Heat : 1 Wind = 0.0**

Rank	ID	Name	Team	Area YOB	Result	Info
1	2153	TORFS ROBBE	ACHL	A 03	11.72	
2	2179	LAMBRECHTS MAARTEN	AVZK	A 03	11.87	
3	585	MIN LARS	LYRA	A 05	13.16	
4	416	VANHOECK LENNERT	DUFF	A 06	13.23	
	127	GYSEMANS QUINTEN	DUFF	A 05	DIS	

100 meter Sen Men , Time :14:35**Heat : 1 Wind = 0.5**

Rank	ID	Name	Team	Area YOB	Result	Info
1	242	MIN ARNE	LYRA	A 02	11.78	
2	3982	VERELST WIM	AVZK	A 68	13.50	
3	4496	DIERCKX PATRICK	LIER	A 65	13.72	
4	5027	VERHAEGEN HUGO	LIER	A 51	14.08	



5	5401	VERBEEK PIETER*	AVLO	O 43	21.01
	265	VAN VELTHOVEN CONNOR - 2 LYRA		A 01	DNS

Heat : 2 Wind = -0.1

Rank	ID	Name	Team	Area YOB	Result	Info
1	1788	DE KINDER JAN	LYRA	A 97	11.30	
2	1916	DE PAUW BRENT	ACHL	A 93	11.41	
3	422	VERMEIREN JARNE	LYRA	A 02	11.52	
4	9848	WOUDENBERG LARS	NED	99	11.57	
5	1851	SEGERS SENNE	LYRA	A 95	11.58	
6	5597	PROVO TOM	LYRA	A 78	12.18	

kogelstoten 4,000kg Cad Men , Time :18:4**Flight : 1**


Rank	ID	Name	Team	Area YOB	Result	Info
1	71	DE VOEGHT JITSER	AVZK	A 06	11.46m	
2	584	HAECK BJARNE	LYRA	A 05	9.61m	

kogelstoten 5,000kg Sch Men , Time :18:4**Flight : 1**

Rank	ID	Name	Team	Area YOB	Result	Info
1	9839	POLS CHUCK	NED	03	15.14m	
2	2743	GULDENTOPS LARS	LYRA	A 04	9.80m	
3	2873	QUADENS DEAN	LYRA	A 04	8.10m	

discuswerpen 1,000kg Cad V , Time :18:42**Flight : 1**

Rank	ID	Name	Team	Area YOB	Result	Info
1	742	KOPPERT ELISABETH	ATAC	A 06	27.44m	
2	270	DE MEULEMEESTER FLOOR	ACHL	A 06	26.66m	
3	177	HAENEN YANAH	GEEL	A 05	25.26m	
4	59	AERTS JYTTE	ACHL	A 06	22.19m	
5	67	CREEMERS ESRA	AVZK	A 05	19.17m	
6	853	GULDENTOPS KIRSTEN	LYRA	A 06	14.19m	

discuswerpen 1,000kg Sch V , Time :18:41

Flight : 1

Rank	ID	Name	Team	Area YOB	Result	Info
	3222	WOUTERS MIRTHE	LYRA	A 03	NR	

discuswerpen 1,000kg Sen V , Time :18:41**Flight : 1**

Rank	ID	Name	Team	Area YOB	Result	Info
1	1651	HUYGEN HANNE	LYRA	A 99	26.53m	
2	1938	GYSELINCKX ELKE	AVZK	A 91	24.75m	
3	2755	DE WOLF KATHLEEN	RAM	A 67	24.27m	
4	2867	VAN WINCKEL LIEVE	AVZK	A 80	23.81m	

hoogspringen Cad V , Time :18:40**Flight : 1**

Rank	ID	Name	Team	Area YOB	Result	Info
1	800	PAQUAY FEMKE	KAPE	A 06	1.50m	
2	9824	CHU VALERIE	NED	06	1.35m	

hoogspringen Sch V , Time :18:40**Flight : 1**


Rank	ID	Name	Team	Area YOB	Result	Info
1	3039	VERMEULEN JANE	SGOL	A 04	1.60m	

hoogspringen Sen V , Time :18:40**Flight : 1**

Rank	ID	Name	Team	Area YOB	Result	Info
1	1473	VAN OOSTERWYCK LOTTE	AVZK	A 98	1.45m	

800 meter Cad V , Time :14:51**Heat : 1**

Rank	ID	Name	Team	Area YOB	Result	Info
1	421	VAN EYNDE MILA	LYRA	A 05	2:22.91	
2	327	BREMANS ANNE-SOPHIE	ACHL	A 06	2:26.80	
3	933	LELOUP OLIVIA	LYRA	A 05	2:43.68	
4	9824	CHU VALERIE	NED	06	2:49.70	



800 meter Sch/Sen V , Time :15:01**Heat : 1**

Rank	ID	Name	Team	Area YOB	Result	Info
1	2568	DE DOBBELAERE ELKE	DUFF	A 04	2:26.24	
2	2728	BERNAERTS ESTHER	DUFF	A 03	2:32.68	
3	2583	HELSEN LOUISE	ACHL	A 03	2:40.27	
4	2714	LEIJSSENAAR NIENKE	DUFF	A 04	3:08.58	

Heat : 2

Rank	ID	Name	Team	Area YOB	Result	Info
1	277	VERMEULEN HELEEN	LYRA	A 01	2:19.10	
2	3243	DILLEN KATLEEN	LYRA	A 79	2:25.67	
3	1594	JENNEN LISA	LYRA	A 96	2:27.80	
4	3382	JANSENS TINE	LYRA	A 83	2:28.70	
5	130	RUTTEN SILKE	ACHL	A 02	2:36.68	

800 meter Cad/Sch Men , Time :15:**Heat : 1**


Rank	ID	Name	Team	Area YOB	Result	Info
1	2214	ANDRIES THOMAS	DUFF	A 03	2:04.99	
2	2365	LEIJSSENAAR JEROEN	DUFF	A 04	2:07.13	
3	2260	VAN DEN BULCK YEABSERA	DUFF	A 04	2:13.69	
4	321	VAN OSSELAER ARTHUR	DUFF	A 06	2:20.40	
5	149	HUYSMANS JENNE	GEEL	A 06	2:20.42	
6	122	DE WEVER RYAN	DUFF	A 06	2:22.97	

800 meter Sen Men , Time :15:22**Heat : 1**

Rank	ID	Name	Team	Area YOB	Result	Info
1	241	LEMAN PJOTR	LYRA	A 02	2:09.31	
2	70	VAN SANTFOORT ELIAS	DUFF	A 01	2:11.85	
3	5242	ROHART RUDI	LYRA	A 74	2:13.00	
4	379	CHANTRAIN JOPPE	LYRA	A 02	2:13.35	
	9854	SMEETS HANS	NED	47	DNF	

Heat : 2

Rank	ID	Name	Team	Area YOB	Result	Info
1	2301	LAPORTE VINCENT	ROBA	V 97	1:57.15	



2	2175	ONS VINCENT	LIER	A 98	1:58.07
3	2193	GOFFIN CEDRIC	LYRA	A 97	1:58.95
4	1893	VOORBRAECK STIJN	LYRA	A 89	2:14.71

verspringen Sen V , Time :18:39**Flight : 1**

Rank	ID	Name	Team	Area YOB	Result	Wind (m/s)	Info
1	9844	DE HAAN MELISSA	NED	97	5.80m	0.5	
2	9832	VAN DE WIEL ANNE	NED	97	5.74m	-0.3	
3	9827	VAN DE WIEL MYKE	NED	97	5.46m	-0.5	
4	1454	TESSENS HELENA	LYRA	A 95	5.28m	-0.1	
5	3081	KERCKHOFFS ILSE	LIER	A 83	4.60m	0.2	
	9826	BASTMEIJER EVA	NED	95	NR	0.0	

kogelstoten 3,000kg Cad V , Time :18:38**Flight : 1**


Rank	ID	Name	Team	Area YOB	Result	Info
1	474	JACOBIEN LENNE	ACHL	A 06	10.79m	
2	742	KOPPERT ELISABETH	ATAC	A 06	9.66m	
3	270	DE MEULEMEESTER FLOOR	ACHL	A 06	9.45m	
4	177	HAENEN YANAH	GEEL	A 05	8.84m	
5	372	GERETS IBE	LIER	A 06	7.33m	
6	911	DANIÏLS ZITA	ACHL	A 06	7.18m	
7	439	VAN LOOY MILENA	LIER	A 05	7.04m	
8	853	GULDENTOPS KIRSTEN	LYRA	A 06	5.71m	

kogelstoten 3,000kg Sch V , Time :18:37**Flight : 1**

Rank	ID	Name	Team	Area YOB	Result	Info
1	2880	HERREMANS JADZIA - 21	LYRA	A 03	7.27m	
2	2912	VERMEULEN ELISE - 21	LYRA	A 04	6.99m	

discuswerpen 1,000kg Cad Men , Time :18**Flight : 1**

Rank	ID	Name	Team	Area YOB	Result	Info
1	71	DE VOEGHT JITSER	AVZK	A 06	29.14m	



discuswerpen 1,500kg Sch Men , Time :18:**Flight : 1**

Rank	ID	Name	Team	Area YOB	Result	Info
1	9839	POLS CHUCK	NED	03	42.40m	
2	2743	GULDENTOPS LARS	LYRA	A 04	29.39m	
3	2873	QUADENS DEAN	LYRA	A 04	22.32m	

discuswerpen 2,000kg Sen Men , Time :18:**Flight : 1**

Rank	ID	Name	Team	Area YOB	Result	Info
1	4869	GULDENTOPS WIM	LYRA	A 76	29.49m	
2	4871	LEMOUCHE EGBERT	LYRA	A 70	25.98m	
3	1923	VERBRUGGEN HANNES - 21	LYRA	A 00	14.54m	

200 meter Cad V , Time :15:36**Heat : 1 Wind = -0.3**


Rank	ID	Name	Team	Area YOB	Result	Info
1	936	VERMEIREN LINDE	LYRA	A 05	28.62	
2	620	KEGELEERS NINTE	ABES	A 06	28.84	
3	372	GERETS IBE	LIER	A 06	29.46	
4	925	VINDEVOGHEL PHEBE	LYRA	A 05	30.02	
5	604	DE KEERSMAECKER EVA	LYRA	A 05	31.21	

Heat : 2 Wind = 0.5

Rank	ID	Name	Team	Area YOB	Result	Info
1	842	HUTSEBAUT JUTTA	LYRA	A 05	26.71	
2	800	PAQUAY FEMKE	KAPE	A 06	28.47	
3	1048	VANBROECKHOVEN ISABEAU	ACHL	A 05	28.73	
4	473	WALSCHAERS MARIEKE	ACHL	A 06	29.76	
	1017	BULA BULA CHADRAK BELIN	VMOL	A 05	DNS	
	1018	BULA BULA MECHAK LINDA	VMOL	A 05	DNS	

200 meter Sch V , Time :15:36**Heat : 1 Wind = -0.9**

Rank	ID	Name	Team	Area YOB	Result	Info
1	2955	VAN HOVE LOENA	ACHL	A 04	28.53	
2	2943	PAUWELS HANNE	ACHL	A 04	28.69	



3	3121	VAN ORSHAEGEN LAURE	LYRA	A 04	30.81
	3008	KOPPERT EMMA-LOUISE	ATAC	A 04	DNS

200 meter Sen V , Time :15:49**Heat : 1 Wind = -0.5**

Rank	ID	Name	Team	Area YOB	Result	Info
1	1455	THEEUWS SAM	LYRA	A 00	27.96	
2	3081	KERCKHOFFS ILSE	LIER	A 83	28.47	
3	9845	DE RYCK HANNE	LYRA	01	33.77	

200 meter Cad Men , Time :15:49**Heat : 1 Wind = 0.6**

Rank	ID	Name	Team	Area YOB	Result	Info
1	631	BEULEN MICHIEL	LYRA	A 06	26.05	
2	584	HAECK BJARNE	LYRA	A 05	26.44	
3	127	GYSEMANS QUINTEN	DUFF	A 05	26.75	
4	585	MIN LARS	LYRA	A 05	26.94	
5	416	VANHOECK LENNERT	DUFF	A 06	28.25	
6	582	EELLEN KOBE	LYRA	A 06	30.27	

200 meter Sch/Sen Men , Time :15:5**Heat : 1 Wind = 0.9**


Rank	ID	Name	Team	Area YOB	Result	Info
1	2179	LAMBRECHTS MAARTEN	AVZK	A 03	23.69	
2	3982	VERELST WIM	AVZK	A 68	27.84	
3	5027	VERHAEGEN HUGO	LIER	A 51	28.78	
4	5401	VERBEEK PIETER*	AVLO	O 43	39.05	

Heat : 2 Wind = -1.6

Rank	ID	Name	Team	Area YOB	Result	Info
1	422	VERMEIREN JARNE	LYRA	A 02	23.38	
2	464	CEULEMANS VINCENT	AVZK	A 02	24.01	
3	2654	MAES STIJN	LIER	A 98	24.70	
	5597	PROVO TOM	LYRA	A 78	DNS	

Heat : 3 Wind = 0.2

Rank	ID	Name	Team	Area YOB	Result	Info
------	----	------	------	----------	--------	------



1	2040	FRANÁOIS LAURENS	OEH	V 96	22.24
2	1569	HEYLEN MAARTEN	LIER	A 98	22.42
3	1788	DE KINDER JAN	LYRA	A 97	22.48
4	1916	DE PAUW BRENT	ACHL	A 93	23.09
5	1798	LEMOUCHE LINDERT	LYRA	A 97	23.51

verspringen Cad V , Time :18:35**Flight : 1**

Rank	ID	Name	Team	Area YOB	Result	Wind (m/s)	Info
1	842	HUTSEBAUT JUTTA	LYRA	A 05	5.11m	-0.1	
2	1048	VANBROECKHOVEN ISABEAU	ACHL	A 05	4.83m	-0.3	
3	574	MIN LENA	LYRA	A 05	4.77m	-1.3	
4	474	JACOBIELEN LENNE	ACHL	A 06	4.56m	-0.3	
5	604	DE KEERSMAECKER EVA	LYRA	A 05	4.42m	-0.1	
6	911	DANIÏLS ZITA	ACHL	A 06	4.20m	0.1	
7	936	VERMEIREN LINDE	LYRA	A 05	4.08m	0.0	
8	372	GERETS IBE	LIER	A 06	4.04m	0.0	
9	439	VAN LOOY MILENA	LIER	A 05	3.61m	0.8	
	473	WALSCHAERS MARIEKE	ACHL	A 06	NR	0.0	

verspringen Sch V , Time :18:34**Flight : 1**


Rank	ID	Name	Team	Area YOB	Result	Wind (m/s)	Info
1	3222	WOUTERS MIRTHE	LYRA	A 03	4.98m	1.4	
2	2879	DE HAES ELLE	LYRA	A 03	4.75m	-0.3	
3	3121	VAN ORSHAEGEN LAURE	LYRA	A 04	4.06m	1.1	
	3008	KOPPERT EMMA-LOUISE	ATAC	A 04	NR	0.0	

hoogspringen Cad Men , Time :18:33**Flight : 1**

Rank	ID	Name	Team	Area YOB	Result	Info
1	582	EELLEN KOBE	LYRA	A 06	1.45m	

hoogspringen Sch Men , Time :18:33**Flight : 1**

Rank	ID	Name	Team	Area YOB	Result	Info
1	9839	POLS CHUCK	NED	03	1.65m	



hoogspringen Sen Men , Time :18:33

Flight : 1

Rank	ID	Name	Team	Area YOB	Result	Info
1	242	MIN ARNE	LYRA	A 02	1.90m	

kogelstoten 4,000kg Sen V , Time :18:32

Flight : 1

Rank	ID	Name	Team	Area YOB	Result	Info
1	9844	DE HAAN MELISSA	NED	97	13.22m	
2	9827	VAN DE WIEL MYKE	NED	97	11.65m	
3	9832	VAN DE WIEL ANNE	NED	97	11.63m	
4	1651	HUYGEN HANNE	LYRA	A 99	8.97m	
5	2755	DE WOLF KATHLEEN	RAM	A 67	7.97m	
6	1938	GYSELINCKX ELKE	AVZK	A 91	7.54m	
7	3651	CRAUWELS ANJA	AVZK	A 73	6.82m	
8	2867	VAN WINCKEL LIEVE	AVZK	A 80	6.02m	

speerwerpen 600g Cad Men , Time :18:

Flight : 1

Rank	ID	Name	Team	Area YOB	Result	Info
1	584	HAECK BJARNE	LYRA	A 05	28.04m	

3000 meter Sch/Sen V , Time :16:30


Heat : 1

Rank	ID	Name	Team	Area YOB	Result	Info
1	2779	VANHOECK EMMA	DUFF	A 04	10:36.88	
2	192	PEETERS HANNE	ATAC	A 01	10:43.37	
3	2614	VANOPSTAL NEL	GEEL	A 04	11:08.43	
4	2612	QUINTELIER NOOR	DUFF	A 04	11:36.51	
	1363	LAUWERS SHANA	ATAC	A 92	DNS	

3000 meter Sch/Sen Men , Time :16:

Heat : 1

Rank	ID	Name	Team	Area YOB	Result	Info
1	4191	HUYBRECHTS JURGEN	AVZK	A 78	9:17.21	



2	6065	VALCKX STEFAN	AVZK	A 85	9:26.90
3	5134	GEENS GUNTER	LYRA	A 81	9:43.21
4	2636	DE BAL WOUT	ACHL	A 04	9:52.23
5	1208	VAN GESTEL TOM	ACHL	A 87	10:15.21
6	4020	SLEECKX GIJSBRECHT	AVZK	A 78	10:24.51
7	2471	BAKELANTS BRENT - 21	ACHL	A 96	10:43.46
8	5239	DECLERCK KRISTOF	LYRA	A 72	10:44.56
	9854	SMEETS HANS	NED	47	DNS
	328	GIELEN JASPER	LYRA	A 01	DNS

Heat : 2


Rank	ID	Name	Team	Area YOB	Result	Info
1	1799	NACKAERTS KRISTOF	LYRA	A 92	8:49.50	
2	329	VANLEKE TIBO	LYRA	A 01	8:50.97	
3	1211	DE CUYPER WARRE	ACHL	A 97	9:02.15	
4	1233	LAUREYS KENNETH	ACHL	A 92	9:04.29	
5	2033	M'TALSI FAOUZI	LYRA	A 95	9:04.47	
6	1801	VANLUCHENE OTTO	LYRA	A 99	9:09.79	
7	9841	BJURSTROM TOMAS	SWE	87	9:10.25	
8	15	VAN DEN SCHOOR SENNE	AVZK	A 01	9:12.20	
9	1210	OOSTVOGELS JELLE	ACHL	A 91	9:26.96	
10	1316	LEYS GLEN	DUFF	A 98	9:44.11	

400 meter**AC V , Time :17:02****Heat : 1**

Rank	ID	Name	Team	Area YOB	Result	Info
1	925	VINDEVOGHEL PHEBE	LYRA	A 05	67.76	
2	177	HAENEN YANAH	GEEL	A 05	70.82	
3	270	DE MEULEMEESTER FLOOR	ACHL	A 06	72.85	

Heat : 2

Rank	ID	Name	Team	Area YOB	Result	Info
1	3010	MORREN ROMEE	LYRA	A 03	61.33	
2	3185	VERHAEGEN LISSA	LYRA	A 03	63.12	
3	1811	LAPORTE MORGAN	AVZK	A 00	63.17	
4	422	VAN EYNDE LENI	LYRA	A 05	63.99	

400 meter**AC Men , Time :17:10**

Heat : 1

Rank	ID	Name	Team	Area YOB	Result	Info
1	631	BEULEN MICHEL	LYRA	A 06	58.71	
2	9843	HAAST CORNE	NED	59	60.91	
3	577	BOESMANS MATTHIJS	LYRA	A 05	64.76	
4	3929	HOEFKENS CHRIS	AVZK	A 66	65.60	
	9854	SMEETS HANS	NED	47	DNS	

Heat : 2

Rank	ID	Name	Team	Area YOB	Result	Info
1	1798	LEMOUCHE LINDERT	LYRA	A 97	50.21	
2	509	DRUYTS TUUR	LYRA	A 02	52.15	
3	1800	SIMONS STEFAN	LYRA	A 91	56.62	
4	2556	BOGAERTS TIMO	LYRA	A 03	56.69	
5	127	GYSEMANS QUINTEN	DUFF	A 05	63.32	

verspringen Cad Men , Time :18:31**Flight : 1**


Rank	ID	Name	Team	Area YOB	Result	Wind (m/s)	Info
1	585	MIN LARS	LYRA	A 05	4.61m	0.5	
2	582	EELLEN KOBE	LYRA	A 06	4.56m	0.1	
3	416	VANHOECK LENNERT	DUFF	A 06	4.53m	0.0	

verspringen Sch Men , Time :18:30**Flight : 1**

Rank	ID	Name	Team	Area YOB	Result	Wind (m/s)	Info
1	9839	POLS CHUCK	NED	03	5.22m	2.4 0.00m	0.0

verspringen Sen Men , Time :18:30**Flight : 1**

Rank	ID	Name	Team	Area YOB	Result	Wind (m/s)	Info
1	1795	BROOThAERTS MATHIAS	LYRA	A 94	7.29m	0.4	
2	1569	HEYLEN MAARTEN	LIER	A 98	7.05m	0.7	
3	9848	WOUDEMBERG LARS	NED	99	6.82m	-0.1	

kogelstoten 6,000kg Jun Men , Time :18:0

Flight : 1

Rank	ID	Name	Team	Area YOB	Result	Info
1	464	CEULEMANS VINCENT	AVZK	A 02	11.34m	
2	242	MIN ARNE	LYRA	A 02	9.81m	
	236	FEYS ALESSANDRO	DUFF	A 01	NR	

kogelstoten 7,260kg Sen Men , Time :18:0**Flight : 1**

Rank	ID	Name	Team	Area YOB	Result	Info
1	9848	WOUDENBERG LARS	NED	99	12.11m	
2	4869	GULDENTOPS WIM	LYRA	A 76	10.17m	
3	4871	LEMOUCHE EGBERT	LYRA	A 70	9.80m	

speerwerpen 500g Cad V , Time :18:03**Flight : 1**

Rank	ID	Name	Team	Area YOB	Result	Info
1	9824	CHU VALERIE	NED	06	29.47m	
2	574	MIN LENA	LYRA	A 05	27.40m	
3	800	PAQUAY FEMKE	KAPE	A 06	26.95m	
4	177	HAENEN YANAH	GEEL	A 05	25.09m	
5	474	JACOBIEN LENNE	ACHL	A 06	24.77m	
6	67	CREEMERS ESRA	AVZK	A 05	19.24m	
	742	KOPPERT ELISABETH	ATAC	A 06	NR	

